

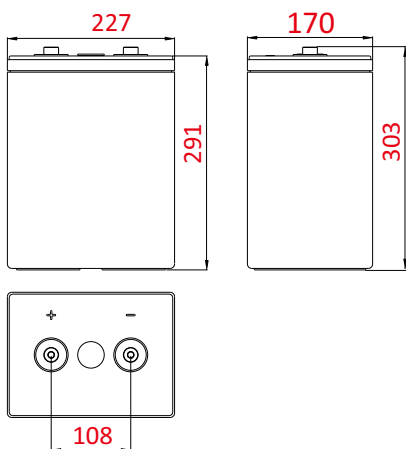
# REXC series

## REXC-400

**Narada**<sup>®</sup>



### Dimension (mm)



### Feature

- Design life 20 years
- Combine the advantage of lead acid battery and supercapacitor
- Ideal for PSOC cycle application
- High power, rapid charge/discharge
- Reduce sulfation of negative plate, excellent recharge acceptance performance
- Waterproof, anti-salt treatment, shockproof module installation design
- Comply with IEC60896, IEC61427 etc. standard

### Application

- Renewable energy storage
- Smart power grids and microgrids system
- Distributed energy storage system
- Hybrid energy storage system such as solar and wind
- Home energy storage system
- Solar power generation grid/off-grid energy storage system
- Emergency lighting system
- Generator and battery hybrid energy system
- Other standby, cycling system

### Parameter

Nominal Voltage	2V
Capacity	400Ah (10hr to 1.80V/cell @25°C) 480Ah (120hr to 1.85V/cell @25°C)
Typical Weight	32kg
Internal Resistance	Approx 0.30mΩ
Short-Circuit Current	6107A
Self Discharge	The residual capacity is above 90% after 90 days storage (25°C)
Temperature Ranges	Operation(recommended):15°C~25°C Operation(maximum):-40°C~50°C
Max. charging current	120A
Max. constant charging current	80A
Charge Voltage	Floating:2.25V (25°C) Equalizing/Cycle: 2.30V(25°C)
Terminal	M8 embedded copper
Terminal Hardware Torque	>10N·m

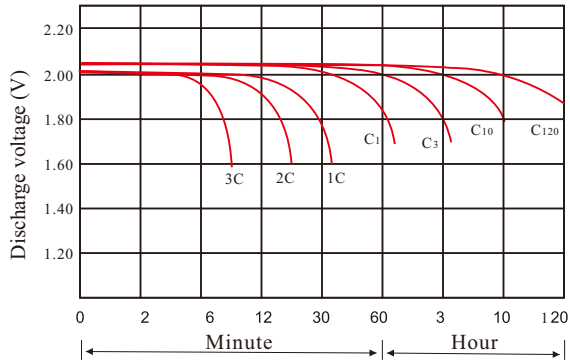
Constant Current Discharge Characteristics Units: Amperes(25°C)

End voltage per cell	1hr	3hr	5hr	8hr	10hr	24hr	48hr	72hr	120hr
1.75V	226.2	104.0	72.2	50.6	42.1	18.8	9.70	6.60	4.20
1.80V	211.9	100.8	70.5	49.6	41.2	18.5	9.50	6.50	4.10
1.83V	198.4	97.5	68.9	48.7	40.3	18.1	9.30	6.40	4.00
1.85V	191.3	95.6	68.2	48.2	40.1	17.9	9.20	6.30	4.00
1.88V	183.2	93.6	67.5	47.6	39.8	17.7	9.20	6.10	4.00

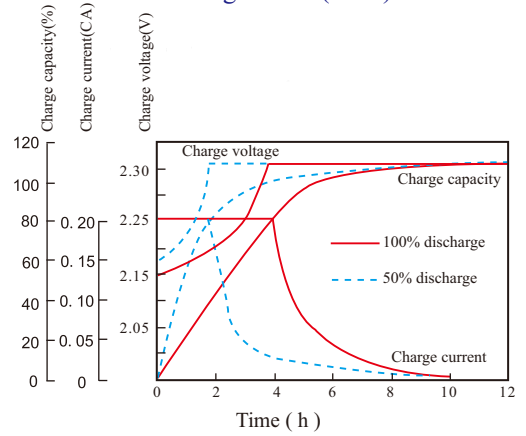
Discharge Data with Constant Power Units: Watts per cell(25°C)

End voltage per cell	15min	30min	1hr	2hr	3hr	4hr	5hr	6hr	8hr	10hr
1.75V	986.5	717.2	456.8	299.5	231.8	175.5	149.0	128.3	98.1	82.4
1.80V	922.9	693.4	446.2	293.9	206.3	169.8	144.9	124.5	95.6	81.1
1.83V	886.5	656.3	430.3	282.2	201.2	167.3	141.9	120.7	93.7	79.6
1.85V	843.9	621.2	405.8	270.1	195.3	163.3	138.1	117.9	92.4	78.0
1.88V	636.9	580.6	381.3	251.0	188.7	157.7	133.6	113.7	89.9	76.1

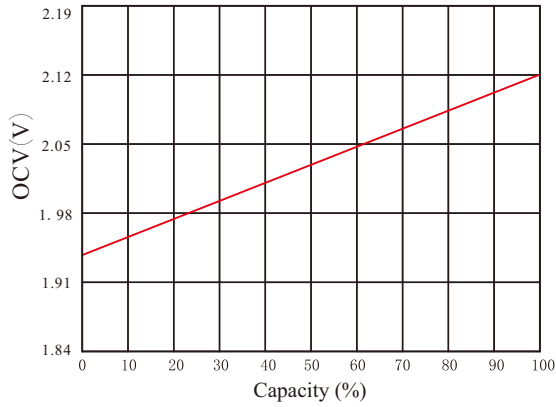
Discharge curve at different rate (25°C)



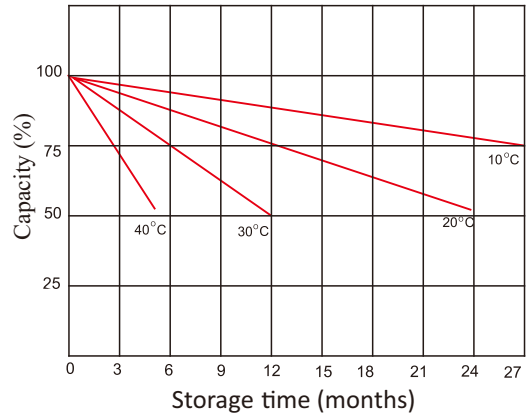
Charge curve (25°C)



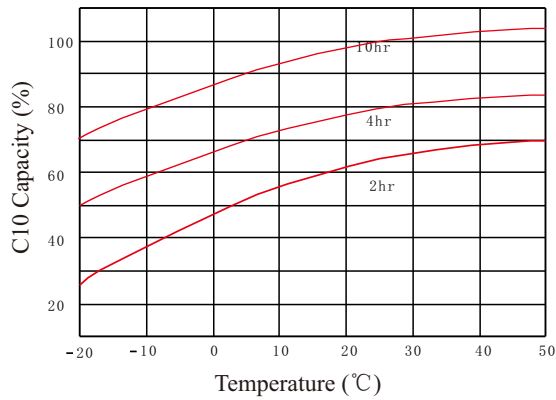
Capacity vs OCV curve



Residue capacity vs storage time



Capacity vs temperature curve



Design life vs temperature

